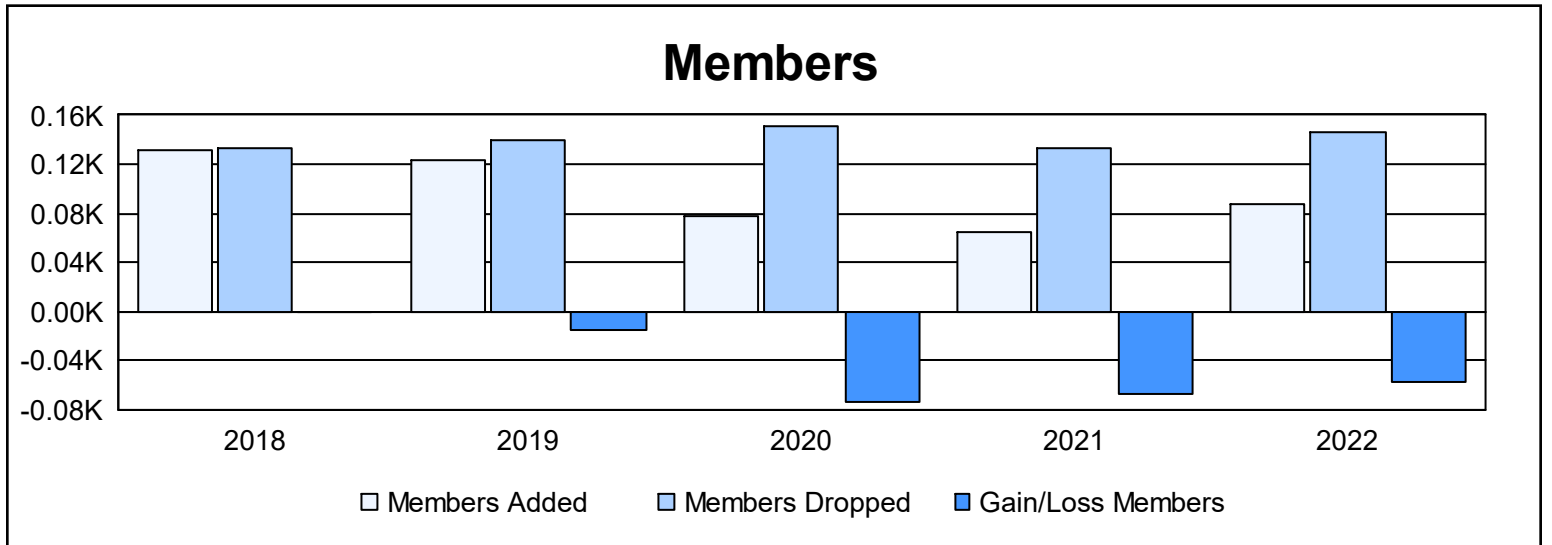
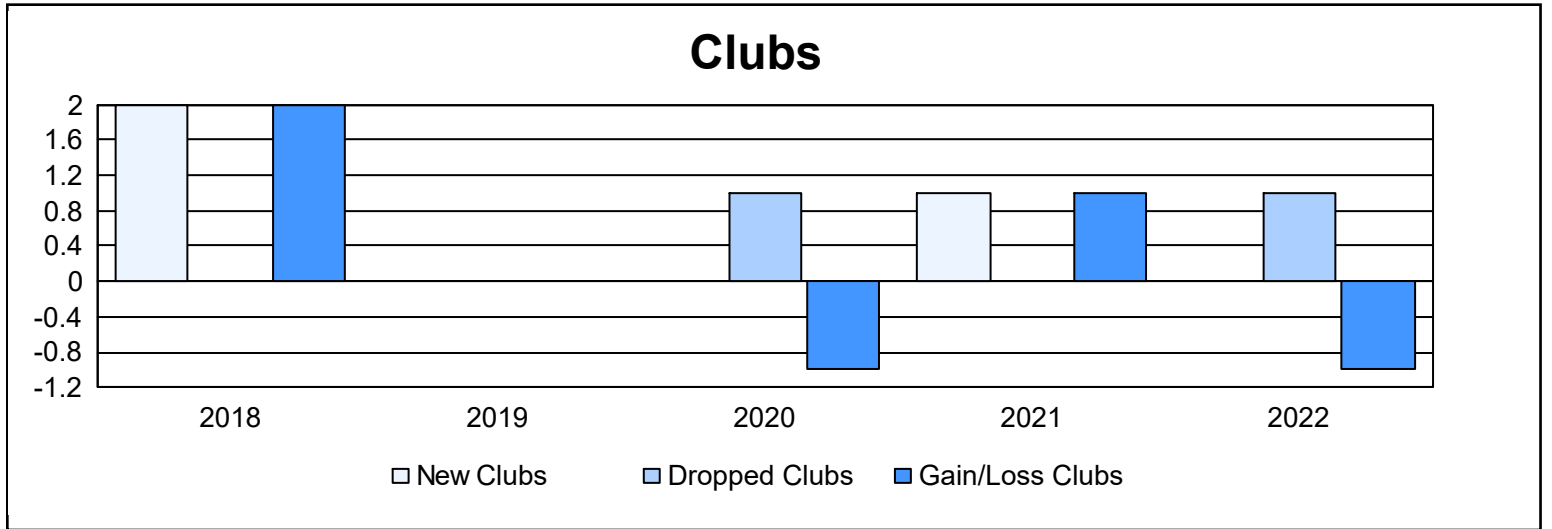
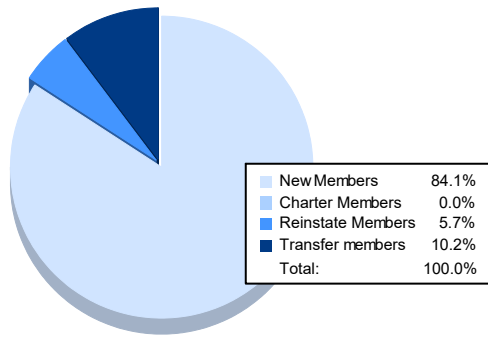


| Year           | New Clubs | Dropped Clubs | Gain/ Loss Clubs | New Members | Charter Members | Reinstate Members | Transfer Members | Total Member Added | Total Members Dropped | Gain/ Loss Members |
|----------------|-----------|---------------|------------------|-------------|-----------------|-------------------|------------------|--------------------|-----------------------|--------------------|
| 2017-2018      | 2         | 0             | 2                | 81          | 40              | 3                 | 8                | 132                | 133                   | -1                 |
| 2018-2019      | 0         | 0             | 0                | 115         | 0               | 4                 | 5                | 124                | 139                   | -15                |
| 2019-2020      | 0         | 1             | -1               | 61          | 0               | 5                 | 11               | 77                 | 151                   | -74                |
| 2020-2021      | 1         | 0             | 1                | 39          | 21              | 3                 | 2                | 65                 | 133                   | -68                |
| 2021-2022      | 0         | 1             | -1               | 74          | 0               | 5                 | 9                | 88                 | 146                   | -58                |
| <b>Average</b> | <b>1</b>  | <b>0</b>      | <b>0</b>         | <b>74</b>   | <b>12</b>       | <b>4</b>          | <b>7</b>         | <b>97</b>          | <b>140</b>            | <b>-43</b>         |



### Membership Composition June 2022 Cumulative



### Gender Composition June 2022 Cumulative

